

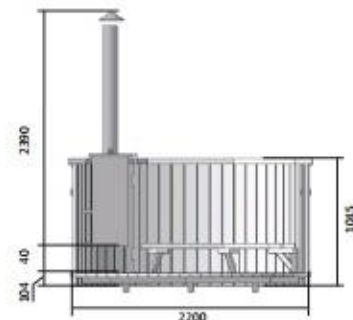
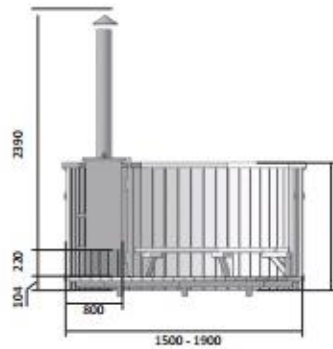
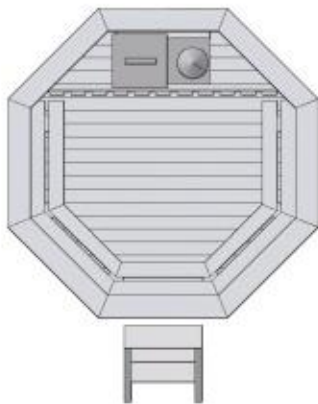
Specifications



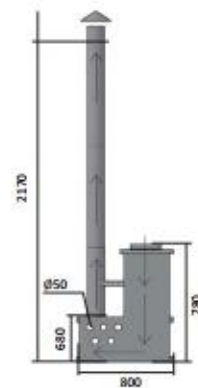
Diameter, m	1,5	1,9	2,2
Capacity, l	1600	2550	3420
Weight, kg (empty hot tub)	250	350	450
Group of people	4-6	6-8	8-10

HOT TUB STANDARD SET


- Wooden hot tub
- Stainless steel built-in heater with a chimney
- Stainless steel hoops
- Safety fence
- Benches
- Outlet valve for water hose connection
- Stairs „3 steps“



Water heaters



For \varnothing 1500/1900 diameter hot tub



For \varnothing 2200 diameter hot tub

INSIDE WOOD BURNING HEATERS MADE OF STAINLESS STEEL.

Stainless steel metal 304 is the most widely used steel. Provides good resistance in moderately acidic solutions.